




Loss • Guide Prevention



Sunderland Marine

NORTH 




SAFE OUT, SAFE HOME:
A Safety Guide for
New Fishing Crew

Sunderland Marine and The North of England P&I Association


JOINING THE BOAT FOR THE FIRST TIME – TIME TO GET FAMILIAR...

FIRST DAY AT WORK FOR YOUNG PIKE JOINING THE FV STOKOE. HE IS WELCOMED BY SHACKLETON.



GET YOURSELF SORTED QUICKLY AND REPORT TO THE SKIPPER - THERE'S WORK TO DO.

PIKE MEETS HIS CABIN MATE BRAMBLE.



THIS IS MY FIRST TIME AT SEA. I'M A BIT NERVOUS, ESPECIALLY AFTER WATCHING THOSE REALITY TV PROGRAMMES ON FISHING.

NOTHING TO WORRY ABOUT - I'VE BEEN DOING THIS FOR YEARS AND NOTHING BAD HAS EVER HAPPENED TO ME.


AFTER UNPACKING, PIKE GOES TO THE WHEELHOUSE.


REPORTING FOR WORK SKIPPER - I'M READY TO START.

NO YOU'RE NOT. I'M NOT LETTING YOU LOOSE ON MY BOAT WITHOUT FAMILIARISATION TRAINING. YOU'RE NO USE TO ME IF YOU DON'T WORK SAFELY OR CAN'T HELP IN AN EMERGENCY.




WHAT IF YOU GET INJURED BECAUSE YOU DON'T KNOW WHAT YOU ARE DOING? IF YOU'RE INJURED, YOU CAN'T WORK - AND IF YOU CAN'T WORK YOU CAN'T MAKE MONEY.





SEA SURVIVAL – GIVE YOURSELF A FIGHTING CHANCE...

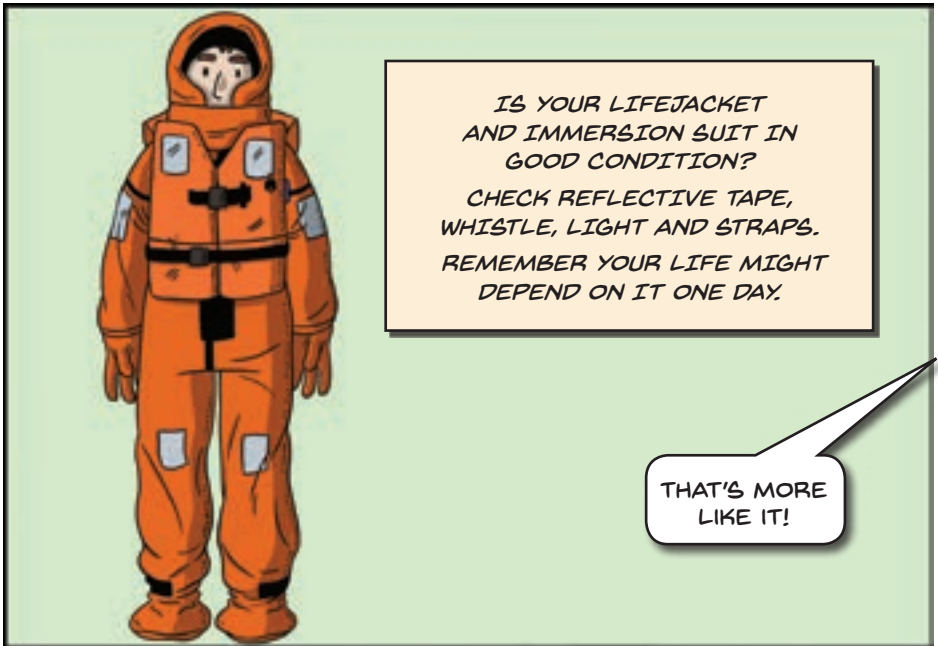

YOUR FIRST TASK IS FIND YOUR LIFEJACKET AND IMMERSION SUIT AND MAKE SURE YOU KNOW HOW TO PUT THEM ON PROPERLY.



BACK IN THE CABIN.

HMM... THIS DOESN'T LOOK RIGHT.





FIRE! FIND – INFORM – RESTRICT – EVACUATE...

THE SKIPPER GETS THE WHOLE CREW TOGETHER.

WE'RE GOING TO HAVE A FIRE DRILL THIS MORNING AND I WANT EVERYONE INVOLVED.

PIKE, MAKE SURE YOU KNOW YOUR EMERGENCY DUTIES.




IN THE CREW MESS, PIKE IS CHECKING THE NOTICE BOARD. BRAMBLE IS COOKING IN THE GALLEY.



THEN...

THIS IS A DRILL:
FIRE DETECTOR
ACTIVATED IN
CREW CABIN
TWO.



THE FIRST TEAM ARE AT THE SCENE.

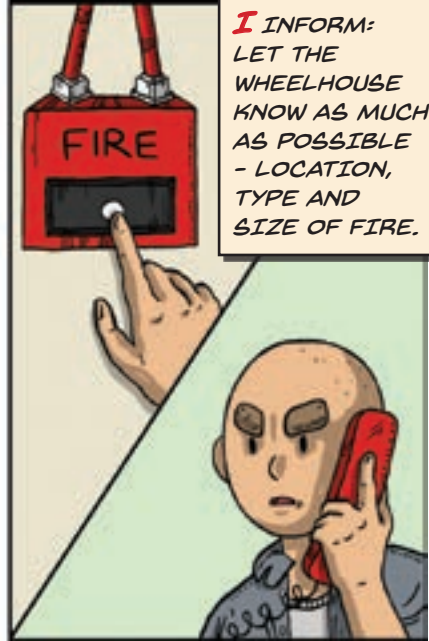
IF YOU EVER
COME ACROSS
A FIRE, ALWAYS
REMEMBER **F.I.R.E.**



F FIND: WHERE'S THE FIRE?



I INFORM: LET THE WHEELHOUSE KNOW AS MUCH AS POSSIBLE - LOCATION, TYPE AND SIZE OF FIRE.



R RESTRICT: CLOSE THE DOORS AND VENTS TO PREVENT IT SPREADING AND STOP AIR FEEDING THE FIRE.



E EVACUATE: IF SAFE TO DO SO, MAKE SURE NEARBY AREAS ARE CLEAR OF PEOPLE - BANG ON DOORS AND SHOUT 'FIRE'.



SHACKLETON HAS CLOSED THE CABIN DOOR TO CONTAIN THE SIMULATED FIRE.

IF THE FIRE CAN BE SAFELY TACKLED WITH A PORTABLE FIRE EXTINGUISHER, THEN MAKE ONE ATTEMPT ONLY. IF IT DOESN'T PUT OUT THE FIRE, CLOSE THE DOOR AND LEAVE IT FOR THE FIRE TEAM WHO WILL HAVE THE RIGHT KIT.




BUT YOU MUST CHOOSE THE RIGHT TYPE OF EXTINGUISHER. IF YOU USE THE WRONG TYPE IT COULD MAKE THE SITUATION A LOT WORSE.



WATER EXTINGUISHER:
USED FOR WOOD AND
SOLID FIRES.



FOAM EXTINGUISHER:
USED FOR LIQUID OR
OIL FIRES.




CARBON DIOXIDE (CO2) EXTINGUISHER: USED ON ELECTRICAL FIRES.



DRY POWDER EXTINGUISHER: SUITABLE FOR ALL FIRES EXCEPT DEEP FAT FRYER FIRES.

THE INSTRUCTIONS ON HOW TO USE IT ARE ALWAYS PRINTED ON THE EXTINGUISHER.

LOOK AT THE DIFFERENT TYPES OF EXTINGUISHER ON BOARD AND MAKE SURE YOU UNDERSTAND THESE INSTRUCTIONS.






YOU TRY -
IT'S THE
BEST WAY
TO LEARN



SUDDENLY...

FIRE ALARM
ACTIVATED IN
GALLEY. THIS IS
NOT A DRILL!




IN THE CREW MESS, LOOKING INTO THE GALLEY.

OIL PAN FIRE ON STOVE IN GALLEY - WE ARE CLOSING DOWN THE AREA.



SHACKLETON QUICKLY SHUTS THE FIRE DOOR TO CONTAIN THE FIRE.

THIS LOOKS LIKE AN OIL FIRE. WE CAN TACKLE IT USING A FIRE BLANKET AND REMOVING THE HEAT. OR WE CAN USE A FOAM EXTINGUISHER...



...BUT UNDER NO CIRCUMSTANCES SHOULD WE USE A...

BRAMBLE RUSHES INTO THE GALLEY WITH A WATER EXTINGUISHER.

OH NO...
MY LUNCH!!




FLAMES AND SMOKE BELCH OUT OF THE GALLEY.

...NEVER USE
A WATER
EXTINGUISHER
ON AN OIL FIRE!




THE FIRE TEAM ARRIVES.



WHAT TYPE OF EXTINGUISHER SHOULD THEY USE?

DEBRIEF IN THE WHEELHOUSE.

PIKE, WHAT WOULD HAVE HAPPENED IF WE COULDN'T CONTROL THE FIRE AND WE WERE OUT AT SEA?




DON'T KNOW, SKIPPER.

WE MIGHT HAVE TO ABANDON THE VESSEL. WHAT DOES YOUR FAMILIARISATION SHEET SAY ABOUT THIS?



ACCIDENTS AND THE RIGHT RESPONSE...



SHACKLETON ARRIVES TO HELP.




MAN OVERBOARD!!


BRAMBLE YOU FOOL - YOU COULD HAVE DROWNED!



YOU'VE GOT A
YOUNG FAMILY AT
HOME REMEMBER.
YOU'RE NO GOOD TO
THEM DEAD.




BRAMBLE SURVIVES.



PIKE, GET THE MEDICAL
KIT AND SOME BLANKETS.
BRAMBLE HERE HAS SOME
MINOR CUTS THAT NEED
TREATING AND WE NEED TO
WARM HIM UP TO PREVENT
HYPOTHERMIA.





PIKE FINDS THE MEDICAL KIT.






BRAMBLE GETS PATCHED UP..

...WHILE SHACKLETON WRITES THE ACCIDENT REPORT.


IDIOT! THIS MEANS MORE PAPERWORK FOR ME... ANOTHER REPORT TO WRITE.



SKIPPER IS NOT IMPRESSED.

ACCIDENT REPORTS ARE VITAL IF WE ARE TO PREVENT THIS SORT OF THING HAPPENING AGAIN - SOMEONE COULD HAVE DIED.

WE WILL CARRY OUT A PROPER INVESTIGATION AND IT WILL NOT BE A MEANINGLESS PAPERWORK EXERCISE... THIS IS HOW WE DO THINGS ON MY BOAT.




PROCESS THE CATCH, NOT THE CREW...

LATER, IN THE WHEELHOUSE...



GO AND FIND BRAMBLE AND HELP HIM. HE SHOULD BE BELOW DECK CHECKING THE PROCESSING CONVEYORS.

WHEN YOU ARE DOWN THERE, MAKE SURE TO CHECK OUT WHERE THE EMERGENCY EXITS ARE LOCATED AND THAT THEY ARE CLEAR.




REMEMBER THAT THERE MIGHT BE MORE THAN ONE WAY OUT OF A SPACE SO KNOW THEM ALL.


BELOW DECK, BRAMBLE IS GREASING THE CONVEYOR.


YOU COME TO HELP ME?


YES, FIRST JUST LET ME MOVE THAT EMPTY DRUM THAT'S BLOCKING THE EMERGENCY EXIT.



BRAMBLE STARTS THE CONVEYOR.







BEFORE YOU DO ANY MAINTENANCE WORK ON THESE MACHINES, MAKE SURE THE POWER IS ISOLATED AT THE MAIN BREAKER AND A TAG IS POSTED.



NEVER START THE MACHINE UNLESS ALL THE GUARDS ARE IN PLACE.



PROTECTING YOUR PERSONAL EQUIPMENT WITH PERSONAL PROTECTIVE EQUIPMENT...

SHACKLETON NOTICES PIKE'S SHOES.

ARE YOU WEARING THE RIGHT PPE?


I DON'T UNDERSTAND - WHAT'S PPE?

PERSONAL PROTECTIVE EQUIPMENT. ARE THOSE SAFETY SHOES?

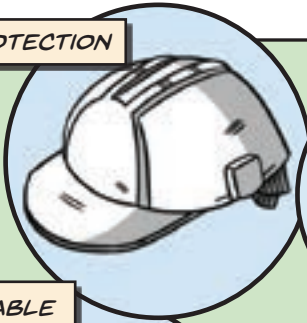
ER... DON'T THINK SO.

SKIPPER EXPLAINS.

YOU'VE ALREADY SEEN THERE ARE QUITE A FEW HAZARDS ON A FISHING BOAT. THAT'S WHY IT IS IMPORTANT TO WEAR THE RIGHT CLOTHES.



HEAD PROTECTION



EAR PROTECTION




GLOVES SUITABLE FOR THE TASK



SAFETY SHOES WITH SUITABLE SOLES

EYE PROTECTION



FOR SOME JOBS WE WILL TELL WHAT YOU HAVE TO WEAR. BUT SOMETIMES YOU WILL HAVE TO RECOGNISE THE HAZARDS YOURSELF AND DECIDE IF YOU NEED EXTRA PROTECTION.





INFLATABLE LIFEJACKET / PERSONAL FLOTATION DEVICE

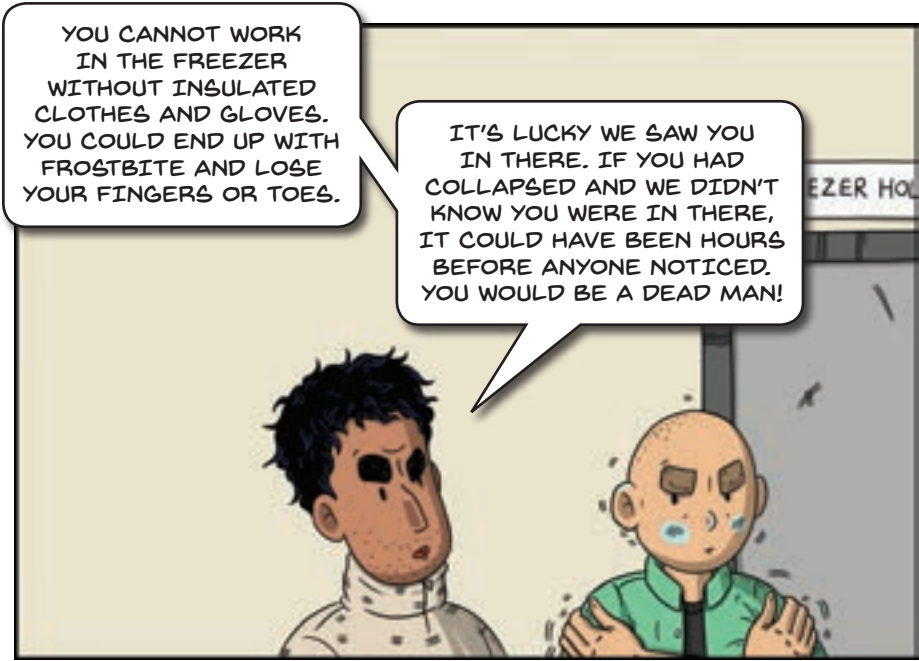


WORKING IN THE FREEZER HOLD AND NOT GETTING FROZEN...

LATER, BRAMBLE IS WORKING IN THE FREEZER HOLD...




...AND PROVIDES ANOTHER GREAT EXAMPLE OF HOW NOT TO DO THINGS!



YOU CANNOT WORK IN THE FREEZER WITHOUT INSULATED CLOTHES AND GLOVES. YOU COULD END UP WITH FROSTBITE AND LOSE YOUR FINGERS OR TOES.

IT'S LUCKY WE SAW YOU IN THERE. IF YOU HAD COLLAPSED AND WE DIDN'T KNOW YOU WERE IN THERE, IT COULD HAVE BEEN HOURS BEFORE ANYONE NOTICED. YOU WOULD BE A DEAD MAN!




BRAMBLE PUTS ON THE CORRECT CLOTHES.

THAT'S WHY IT'S IMPORTANT IF YOU ARE GOING TO WORK SOMEWHERE ALONE, MAKE SURE YOU TELL SOMEONE.


KEEPING SAFE IN A CONFINED SPACE...

LATER IN THE CREW MESS...



THE REFRIGERATED SEAWATER TANKS NEED CHECKING BEFORE WE LEAVE. LOOK INSIDE THEM AND MAKE SURE THEY'RE CLEAN. TAKE THE NEW GUY WITH YOU.


BELOW DECK, BRAMBLE OPENS THE HATCH FOR THE TANK.



WHAT'S THAT AWFUL SMELL?
IT'S LIKE
ROTTEN EGGS.


NOT SURE -
PROBABLY JUST
A BIT OF STAGNANT
WATER - IT'LL PASS.

BRAMBLE AND PIKE FEEL DIZZY.




GET AWAY
FROM THERE
- NOW!!

THEY MOVE OUT INTO THE FRESH AIR.



THAT WAS HYDROGEN
SULPHIDE GAS AND IT CAN
KILL YOU. YOU'RE LUCKY
YOU COULD SMELL IT -
WHEN IT REACHES LETHAL
CONCENTRATIONS YOU MIGHT
NOT BE ABLE TO SMELL IT.




DANGEROUS GASES LIKE THIS FORM IF THERE IS ANY ROTTING FISH IN THE TANK OR IN THE SEAWATER PIPEWORK. THIS HAS KILLED MANY PEOPLE.


WE HAVE TO TAKE EXTRA PRECAUTIONS IF WE ARE WORKING IN AN AREA WHERE THERE MIGHT JUST BE TOXIC GASES OR LOW LEVELS OF OXYGEN.

NEVER ENTER A TANK OR A CONFINED SPACE WITHOUT TESTING THE ATMOSPHERE, AND ALWAYS HAVE SOMEONE LOOKING OUT FOR YOU. THIS TYPE OF WORK HAS TO BE PROPERLY PLANNED.





THESE ARE MULTI-GAS DETECTORS. WEAR THEM AND LOOK AFTER THEM. IF THE ALARM GOES OFF THEN GET OUT OF THE AREA QUICKLY.



SHACKLETON, RUN THE VENTILATION FANS AT FULL SPEED TO GET RID OF THE GASES BELOW DECK. NOBODY GOES IN THERE UNTIL ITS TESTED SAFE.

WORKING ON DECK AND NOT GETTING DECKED...




ON THE QUAYSIDE, BRAMBLE AND PIKE UNLOAD A TRUCK.

COME ON, LET'S GET THESE ON BOARD. THERE WILL BE CIGARETTES AMONGST THAT LOT AND I'M NOT LEAVING WITHOUT THEM.



THEY CARRY THE STORES ONTO THE VESSEL.



OI!!
WATCH OUT!!
CAREFUL!!

CAN YOU SPOT THE HAZARDS?

SHACKLETON STOPS THEM.

DO YOU KNOW WHAT
CAUSES MOST
INJURIES? SLIPS,
TRIPS AND FALLS.



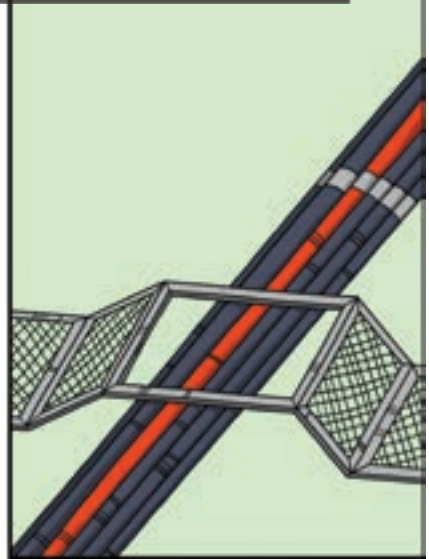
MAKE SURE YOU CAN ALWAYS
SEE WHERE YOU ARE GOING.




IF YOU SEE SOMETHING THAT COULD MAKE YOU SLIP OR TRIP - DO SOMETHING ABOUT IT. DO NOT LEAVE IT FOR SOMEONE ELSE.



IF YOU SEE SOMETHING DAMAGED - REPORT IT.



BACK ON THE QUAYSIDE, BRAMBLE TRIES TO LIFT A HEAVY BOX.



OK THEN - JUST ONE BOX AT A TIME - NICE AND SAFE.




OWWWW!!
MY BACK!!

NO, NO, NO...
IF THE BOX IS HEAVY
THEN ASK FOR HELP -
AND LIFT WITH YOUR
LEGS NOT YOUR BACK.




THAT'S MORE
LIKE IT. BACKS
STRAIGHT AND LIFT
WITH YOUR LEGS!



MAKE SURE YOU
KNOW HOW TO
LIFT SAFELY.

AND MAKING SURE YOU DON'T POISON THE FISH...

LATER ON THE BACK DECK, BRAMBLE IS STRUGGLING WITH HIS SORE FINGER AND BACK.



BRAMBLE QUICKLY DISAPPEARS.






NO RUBBISH GETS THROWN
OVERBOARD AT ANY TIME.
IT'S AGAINST THE LAW - EVEN
WHEN WE'RE OUT AT SEA.



SHACKLETON SHOWS PIKE THE BOAT'S ENVIRONMENTAL POLICY.

THE SAME GOES FOR OIL
AND CHEMICALS - THEY MUST
NEVER BE Poured OR PUMPED
DIRECTLY INTO THE SEA.




FINALLY, GET READY FOR SEA AND CATCH SOME FISH...

LATER, BACK IN THE WHEELHOUSE...




SHACKLETON LEADS THEM OUTSIDE.

IF WE GO OUT TO SEA LIKE THIS AND HIT BAD WEATHER, WHAT DO YOU THINK WOULD HAPPEN? WE'D SHIP IN WATER AND BE SUNK IN NO TIME.



WHAT CAN YOU SEE WRONG?




THAT'S BETTER! MAKE SURE THE DOORS AND HATCH COVERS ARE CLOSED AND FASTENED.

IN THE WHEELHOUSE.


OK - LET'S GET OUT THERE AND EARN SOME MONEY. JUST ONE LAST THING TO DO BEFORE YOU GO BACK OUT THERE...



WEAR AN INFLATABLE LIFEJACKET AND MAKE SURE YOUR PERSONAL LOCATOR BEACON IS SWITCHED ON!



SAFE OUT...



...SAFE HOME

INDEX

Accident report	19	Gloves	28
Alarm, fire	11	Guards, conveyor	24
Carbon dioxide (CO ₂) extinguisher	10	Hatch covers	41
Confined spaces	29	Heavy box lifting	35
Conveyors	20	Hydrogen sulphide gas	30
Crew mess	29	Hypothermia, preventing	17
Departure checks	40	Immersion suit	4
Doors	41	Insulated clothing	28
Drill, fire	6	Lifejacket	4
Dry power extinguisher	10	Life raft	15
Electrical fire	10	Lifting heavy boxes	35
Emergency exits	20	Light	5
Emergency stop	22	Liquid fire	9
Enclosed spaces	29	Machine guards	24
Environmental policy	39	Man overboard	15
Familiarisation training	3	Medical kit	18
Fire alarm	11	Mess	29
Fire, electrical	10	Oil fire	9
Fire extinguisher, carbon dioxide (CO ₂)	10	Personal locator beacon	42
Fire extinguisher, dry powder	10	Personal protective equipment	25
Fire extinguisher, foam	9	Pre-departure checks	40
Fire extinguisher, water	9	Quayside	33
Fire drill	6	Reflective tape	5
Fire, galley	12	Refrigerated seawater tanks	29
Fire, liquid	9	Rotten egg smell	29
Fire, oil	9	Rubbish disposal	37
Fire, solid	9	Shoes	25
Fire, wood	9	Slips, trips and falls	34
First aid	18	Solid fire	9
Fish conveyors	20	Straps	5
Foam extinguisher	9	Stores, carrying	34
Freezer hold	27	Ventilation fans	32
Frostbite	28	Water extinguisher	9
Galley fire	12	Wheelhouse	2
Garbage disposal	37	Whistle	5
Gas detector	32	Wood fire	9

Published by The North of England P&I Association Limited
The Quayside, Newcastle upon Tyne, NE1 3DU, United Kingdom

Telephone +44 191 232 5221
Fax +44 191 261 0540
Email loss.prevention@sunderlandmarine.com
loss.prevention@nepia.com

All rights reserved. No part of this publication may be reproduced, stored in a retrieval system or transmitted in any form or by any means (electronic, mechanical, photocopying, recording or otherwise) without the written permission of the publisher.

Copyright © The North of England P&I Association Limited 2016

The Author asserts moral copyright in the work.

ISBN 978-0-9935555-9-6

Author: Sunderland Marine Insurance Company Limited
and The North of England P&I Association Limited

Printed and bound in the UK

ACKNOWLEDGEMENTS

Illustrations by Jennifer Kirkham

DISCLAIMER

The purpose of this guide is to provide a source of information which is additional to that available to the maritime industry from regulatory, advisory and consultative organisations. While care is taken to ensure the accuracy of the information, no warranty of accuracy is given and users of that information are expected to satisfy themselves that the information is relevant and suitable for the purposes to which it is applied. In no circumstances whatsoever shall the contributors or The North of England P&I Association or Sunderland Marine be liable to any person whatsoever for any loss or damage whatsoever or howsoever arising out of or in connection with the supply (including negligent supply) or use of this information.

SAFE OUT, SAFE HOME: A Safety Guide for New Fishing Crew

*Sunderland Marine and The North of England
P&I Association*



Fishing boats are exciting and rewarding places to work, but working at sea is very different to working on land. It is a constantly moving and changing place, where the unexpected often happens. It is also isolated, with only you and the other crew members to keep you safe.

Teamwork is essential. You need to play your full part – as much for your own safety as for the safety of your fellow crew. In summary, you need to know the risks and be fully prepared for them.

Starring new joiner Pike and old hands Shackleton and Bramble, this book is written by fishing insurance experts. They deal with fishing boat accidents every day, most of which could have been prevented if the crew had thought more about risk and worked better together.

The book is designed to help you when joining a vessel. It can also help skippers and old hands, both as a refresher and for training new crew. It takes you through the basic familiarisation procedures you should get on every fishing boat, including your safety clothing, fire drills and giving first aid.

It also explains how to remain safe when working in different parts of the boat – such as on deck, in machinery rooms and in the freezer holds. Above all it will help to ensure you stay safe on the trip out, during the fishing and on the trip back home.

Sunderland Marine, part of North Group, is a major international insurer of fishing vessels, small craft and aquaculture risks based in Newcastle upon Tyne UK with regional offices and representation in Australia, Canada, Netherlands, New Zealand and USA.

North, part of North Group, is a leading mutual marine liability insurer based in Newcastle upon Tyne, UK, with regional offices in Greece, Hong Kong, Japan and Singapore. The Club has a worldwide reputation for the quality and diversity of its loss prevention initiatives.

ISBN: 978-0-9935555-9-6